

Card Controls – Activating a Card

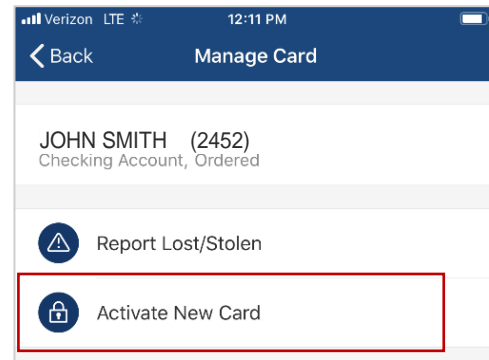
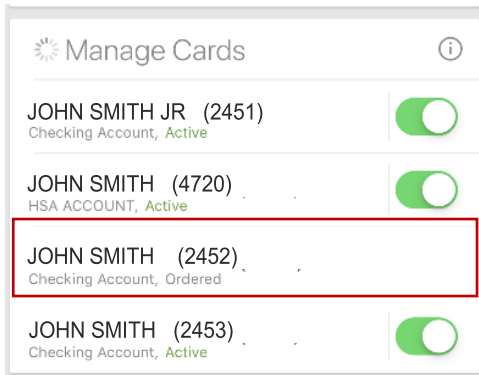
The River Valley Bank Mobile app makes managing your debit cards easy.



LOG INTO RIVER VALLEY MOBILE APP:

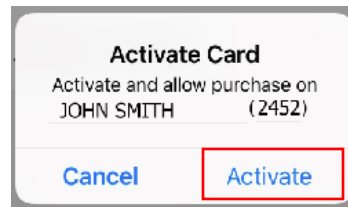
Under the **Manage Cards** section; choose the card you wish to activate.

Select **Activate New Card**



The **Activate Card** alert will pop up.

Select **Activate**



You will be returned to the **Manage Card** section that card should now be listed as Active.

